





**PORT  
ADRIANO**

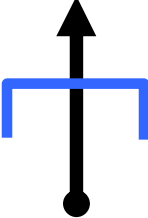


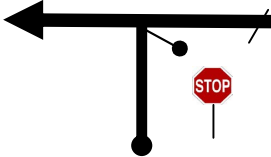

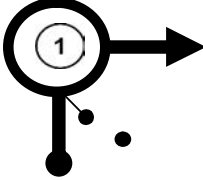
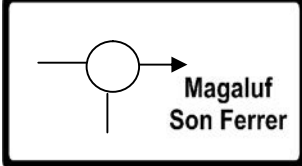






# Calibration

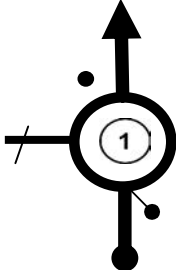

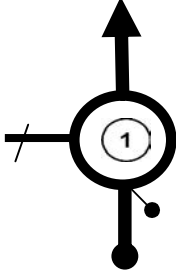
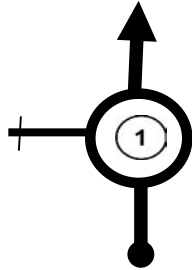
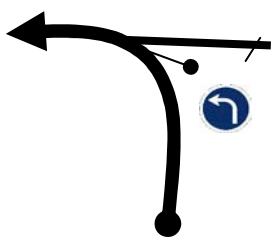
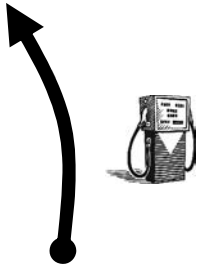

---



# Tramo de Calibración

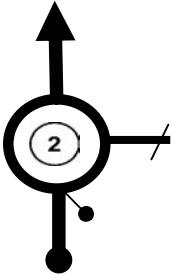
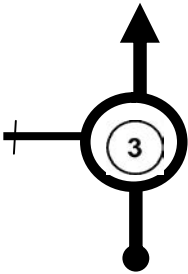
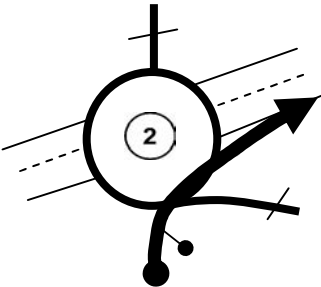

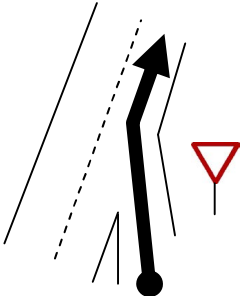




<b>550 Challenge Mallorca</b>		Distance	9,110	
Parque Cerrado				
Calibración				



DISTANCE		DIRECTION	INFORMATION	KM	MILLES
TOTAL	PARTIAL			TO GO	
0,000				9,110	0,00
	1				
0,060				9,050	0,04
	2				
0,720				8,390	0,45
	3				
0,800				8,310	0,50
	4				
1,200			Via de la Cornisa 	7,910	0,75
	5				

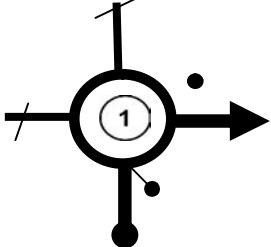

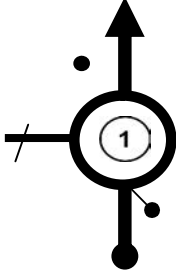


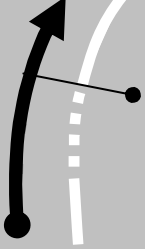
<b>550 Challenge Mallorca</b>		Distance	9,110	
Parque Cerrado				
Calibración				

DISTANCE		DIRECTION	INFORMATION	KM	MILLES
TOTAL	PARTIAL			TO GO	
2,180			c/ del Buho 		1,35
	6			0,980	
2,670			c/ del Buho		1,66
	7			0,490	
3,290			Carrer Tudó		2,04
	8			0,620	
4,230					2,63
	9			0,940	
4,360					2,71
	10			0,130	

<b>550 Challenge Mallorca</b>		Distance	9,110	
Parque Cerrado				
Calibración				

DISTANCE		DIRECTION	INFORMATION	KM	MILLES
TOTAL	PARTIAL			TO GO	
5,250					3,26
	11				
5,720					3,55
	12				
6,670	!!!		Ma-1 		4,14
	13				
7,050			Ma-1 		4,38
	14				
8,310	!!!		Salida 13 		5,16
	15				

<b>550 Challenge Mallorca</b>		Distance	<b>9,110</b>	
Parque Cerrado				
Calibración				

<i>DISTANCE</i>		<i>DIRECTION</i>	<i>INFORMATION</i>	<i>KM</i>	<i>MILLES</i>
<i>TOTAL</i>	<i>PARTIAL</i>			<i>TO GO</i>	
8,690			Ma-1015 	0,420	5,40
	16				
8,920			Ma-1015 	0,190	5,54
	17				
9,110		 	Ma-1015	0,000	5,66
	18				





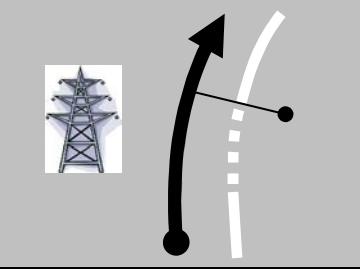
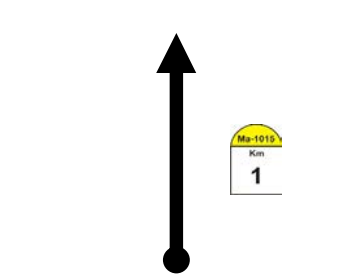

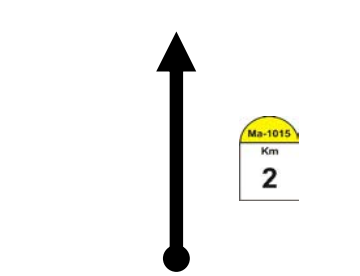

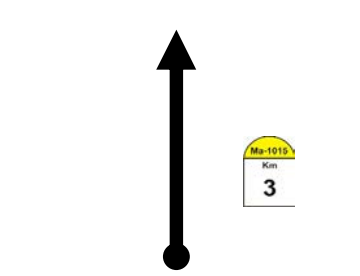

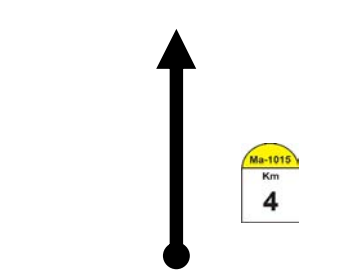

**PORT  
ADRIANO**















## Start Calibration



<b>550 Challenge Mallorca</b>		Distance	7,241	
Calibration				

DISTANCE		DIRECTION	INFORMATION	KM	MILLES
TOTAL	PARTIAL			TO GO	
0,000			Ma-1015		0,00
1	0,000	<b>Start Calibration</b>		7,241	
0,235			Ma-1015 		0,15
2	0,235			7,006	
1,243			Ma-1015 		0,77
3	1,008			5,998	
2,255			Ma-1015 		1,40
4	1,012			4,986	
3,243			Ma-1015 		2,02
5	0,988			3,998	

<b>550 Challenge Mallorca</b>		Distance	7,241	
Calibration				

DISTANCE		DIRECTION	INFORMATION	KM	MILLES
TOTAL	PARTIAL			TO GO	
4,231			Ma-1015 		2,63
6	0,988			3,010	
5,258			Ma-1015 		3,27
7	1,027			1,983	
6,242			Ma-1015 		3,88
8	0,984			0,999	
6,678			Ma-1015 		4,15
9	0,436			0,563	
7,241			Ma-1015 		4,50
10	0,563			<b>Finish Calibration</b>	