



**PORT
ADRIANO**



Section 2

Friday, November 1st



**PORT
ADRIANO**

FJORD
DE UNIQUE



Sección 2

Friday, November 1st / Viernes 1 de Noviembre

	C.H.	Localización	Kms Cronometrados	Kms Enlace	Kms Totales	Tiempo	Velocidad Media	Hora 1º	
3ª SECCIÓN	4	5	Parking Port Adriano					08:00	
		6	Pollença		81,040	81,040	01:25	57,20	09:25
	5		Tc-C1 "Pollença - LLuc"	9,550			00:03		09:28
		7	Sta Margarita		40,350	49,900	01:08	44,03	10:36
	6		Tc-D1 "Sta Margarita - Sineu"	10,592			00:03		10:39
		8	Pollença		43,318	53,910	01:10	46,21	11:49
	7		Tc-C2 "Pollença - LLuc"	9,550			00:03		11:52
		9	Sta Margarita		40,350	49,900	01:08	44,03	13:00
	8		Tc-D2 "Sta Margarita - Sineu"	10,592			00:03		13:03
		10	CH Formentor		51,888	62,480	01:22	45,72	14:25
			Cap de Formentor		10,520	10,520			
			Comida Formentor	40,284	267,466	307,750			
	9	11	Cap Formentor						16:00
	10		Tc-E "Cap Formentor - Pto. Pollença"	17,010			00:03		16:03
		12	Soller		63,780	80,790	01:50	44,07	17:53
	11		Tc-F "Coll Soller - Palma"	10,006			00:03		17:56
13		Port Adriano		36,164	46,170	01:04	43,28	19:00	
		Port Adriano - Fin 2ª Sección	27,016	99,944	126,960				
2ª Sección		Parque Cerrado-Port Adriano	67,300	367,410	434,710				
		Nº de TRAMOS 2ª Sección	Kms. T.C.	Kms. ENLACE	Kms. TOTALES	% TC			
		6	67,300	367,410	434,710	15,48			

TABLA DE VELOCIDADES MEDIAS Y TRAMOS

Friday, November 1st / Viernes 1 de Noviembre

TC C1	Pollença - Lluc		MEDIA NORMAL		MEDIA EXCEPCIONAL -5 km/h	
	DE	A	Alta	Baja	Alta	Baja
	0,000	8,650	65	60	60	55
	8,650	9,550	80	75	75	70

TC D1	Sta. Margarita-Sineu		MEDIA NORMAL		MEDIA EXCEPCIONAL -5 km/h	
	DE	A	Alta	Baja	Alta	Baja
	0,000	1,306	60	55	55	50
	1,306	2,651	55	50	50	45
	2,651	5,296	70	65	65	60
5,296	10,592	68	63	63	58	

TC C2	Pollença - Lluc		MEDIA NORMAL		MEDIA EXCEPCIONAL -5 km/h	
	DE	A	Alta	Baja	Alta	Baja
	0,000	8,650	67	62	62	57
	8,650	9,550	82	77	77	72

TC D2	Sta. Margarita-Sineu		MEDIA NORMAL		MEDIA EXCEPCIONAL -5 km/h	
	DE	A	Alta	Baja	Alta	Baja
	0,000	1,306	62	57	57	52
	1,306	2,651	57	52	52	47
	2,651	5,296	72	67	67	62
5,296	10,592	70	65	65	60	

TC E	Cap de Formentor		MEDIA NORMAL		MEDIA EXCEPCIONAL -5 km/h	
	DE	A	Alta	Baja	Alta	Baja
	0,000	10,321	67	62	62	57
	10,321	14,179	55	50	50	45
	14,179	17,001	70	65	65	60



TC F	Col Soller - Palma		MEDIA NORMAL		MEDIA EXCEPCIONAL -5 km/h	
	DE	A	Alta	Baja	Alta	Baja
	0,000	5,194	50	45	45	40
	5,194	8,354	52	47	47	42
8,354	10,006	54	49	49	44	

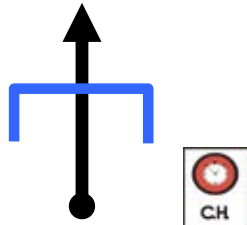


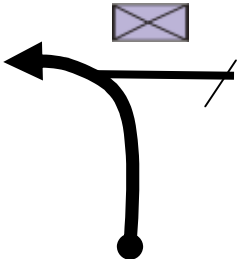
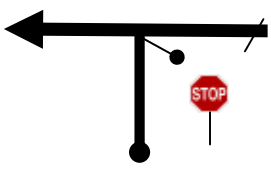

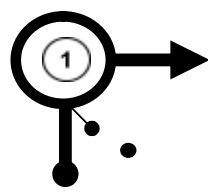
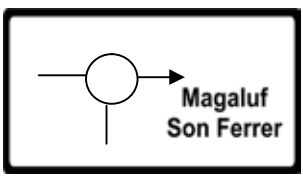






**PORT
ADRIANO**

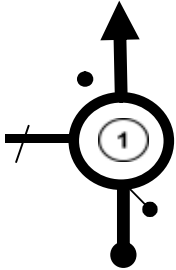

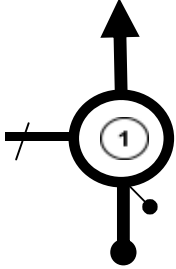
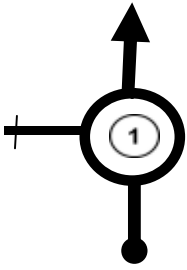
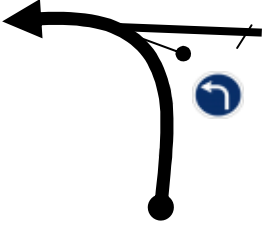
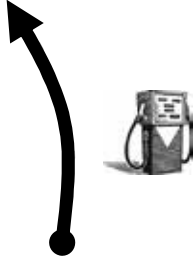





Section 2

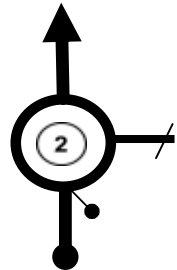
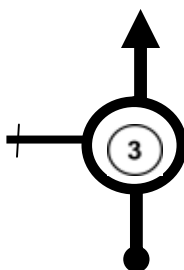
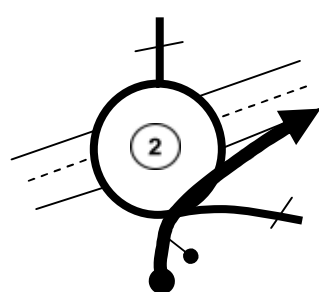
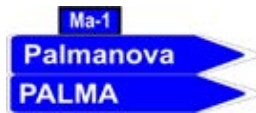
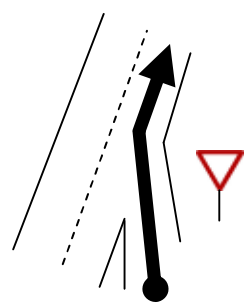


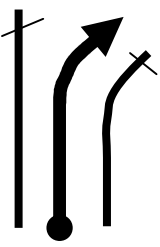

550 Challenge Mallorca			Distance	81,040	
C.H.	Tc C1		Time	1:25	
			Average	57,20	



DISTANCE		DIRECTION	INFORMATION	KM	MILLES
TOTAL	PARTIAL			TO GO	
1	0,000				0,00
	0,000	Section 2		81,040	
2	0,060				0,04
	0,060			80,980	
3	0,720				0,45
	0,660			80,320	
4	0,800				0,50
	0,080			80,240	
5	1,200		Via de la Cornisa 		0,75
	0,400			79,840	

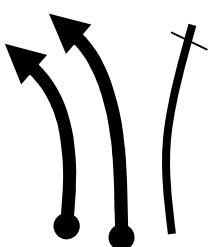


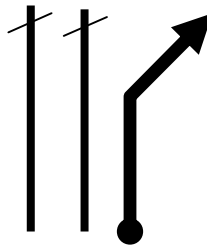

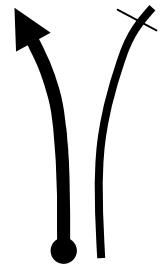

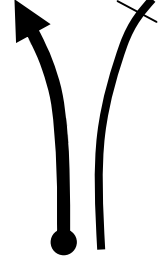

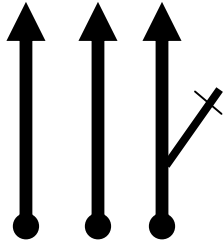

550 Challenge Mallorca			Distance	81,040	
C.H.	Tc C1		Time	1:25	
			Average	57,20	



DISTANCE		DIRECTION	INFORMATION	KM	MILLES
TOTAL	PARTIAL			TO GO	
2,180			c/ del Buho 		1,35
	6			0,980	
2,670			c/ del Buho		1,66
	7			0,490	
3,290			Carrer Tudó		2,04
	8			0,620	
4,230					2,63
	9			0,940	
4,360					2,71
	10			0,130	

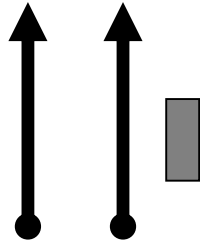

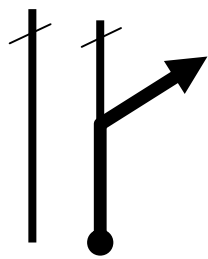

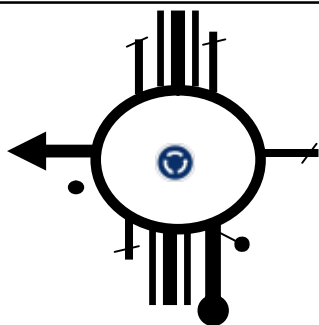





550 Challenge Mallorca			Distance	81,040	
C.H.	Tc C1		Time	1:25	
			Average	57,20	



DISTANCE		DIRECTION	INFORMATION	KM	MILLES
TOTAL	PARTIAL			TO GO	
5,250					3,26
11	0,890			75,790	
5,720					3,55
12	0,470			75,320	
6,670	!!!		Ma-1 		4,14
13	0,950			74,370	
7,050			Ma-1 		4,38
14	0,380			73,990	
15,070	!!!		Ma-20 		9,36
15	8,020			65,970	

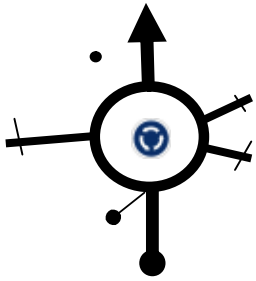

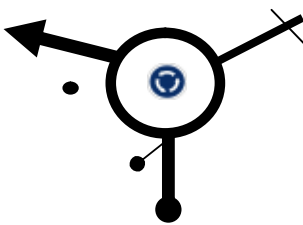

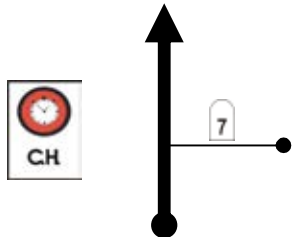


550 Challenge Mallorca			Distance	81,040	
C.H.	Tc C1		Time	1:25	
			Average	57,20	

DISTANCE		DIRECTION	INFORMATION	KM	MILLES
TOTAL	PARTIAL			TO GO	
15,250	!!!		Ma-20 		9,48
	16			0,180	
23,510	!!!		Ma-13 	57,530	14,61
	17				
23,820	!!!		Ma-13 	57,220	14,80
	18				
24,340	!!!		Ma-13 	56,700	15,12
	19				
25,020			Ma-13 	56,020	15,55
	20				

550 Challenge Mallorca			Distance	81,040	
C.H.	Tc C1		Time	1:25	
			Average	57,20	

DISTANCE		DIRECTION	INFORMATION	KM	MILLES
TOTAL	PARTIAL			TO GO	
40,400			Ma-13  RADAR		25,10
	21			15,380	
63,130	!!!		Salida 40 		39,23
	22			22,730	
63,600			Ma-2200 		39,52
	23			0,470	
63,960			Ma-2200 		39,74
	24			0,360	
72,130			Ma-2200  RADAR		44,82
	25			8,170	

550 Challenge Mallorca			Distance	81,040	
C.H.	Tc C1		Time	1:25	
			Average	57,20	

DISTANCE		DIRECTION	INFORMATION	KM	MILLES
TOTAL	PARTIAL			TO GO	
74,190			Ma-2200 		46,10
26	2,060			6,850	
75,260			Ma-10 		46,76
27	1,070			5,780	
81,040			Ma-10 		50,36
28	5,780	C.H. Pollença		0,000	



**PORT
ADRIANO**

FJORD 
be unique



Tc C1

Pollença

Lluc



PORT ADRIANO



"Tc C" Pollença - Lluc





PORT ADRIANO



SALIDA "Tc C" Pollença - Lluc



150 mts
→



N 39.869689
E 2.960324





PORT ADRIANO



LLEGADA "Tc C" Pollença - Lluc

















510 mts
→








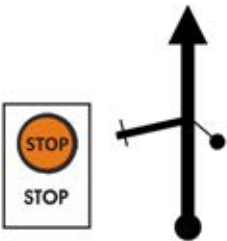



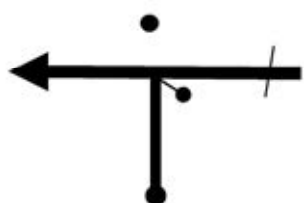



N 39.847962
E 2.896109







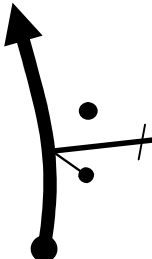



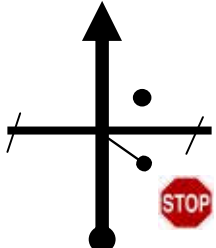

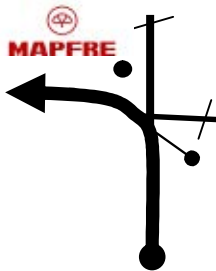

550 Challenge Mallorca			Distance	49,900	
Tc C1	Tc D1		Time	1:08	
			Average	44,03	



DISTANCE		DIRECTION	INFORMATION	KM TO GO	MILLES
TOTAL	PARTIAL				
0,000		  9,550	Ma-10 		0,00
1	0,000		START TC C1		49,900
2,175		 7,375	Ma-10 		1,35
2	2,175				47,725
4,204		 5,346	Ma-10 		2,61
3	2,029				45,696
6,229		 3,321	Ma-10 		3,87
4	2,025				43,671
8,650		 0,900	Ma-10 		5,37
5	2,421				41,250

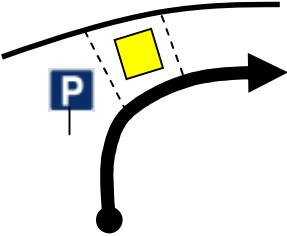
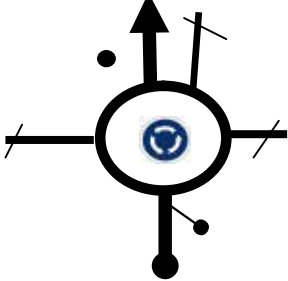

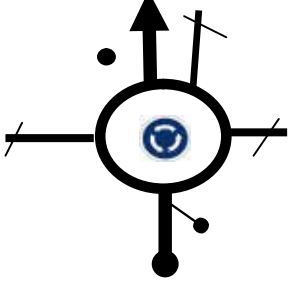

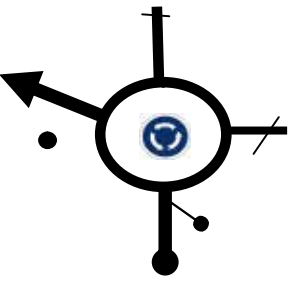

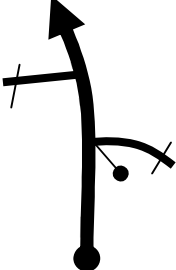

550 Challenge Mallorca			Distance	49,900	
Tc C1	Tc D1		Time	1:08	
			Average	44,03	



DISTANCE		DIRECTION	INFORMATION	KM TO GO	MILLES
TOTAL	PARTIAL				
9,550			Ma-10 		5,93
6	0,900	FINISH TC C1		40,350	
10,020			Ma-10		6,23
7	0,470	STOP		39,880	
13,210			Ma-10 		8,21
8	3,190			36,690	
14,620			Ma-2130 		9,08
9	1,410			35,280	
14,730			Ma-2130 		9,15
10	0,110			35,170	



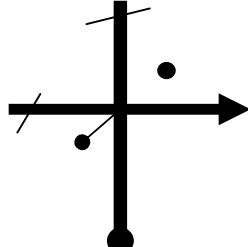

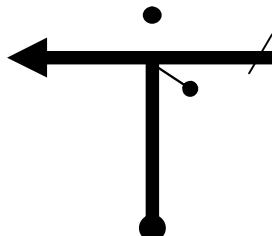

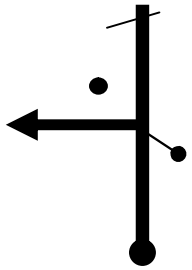

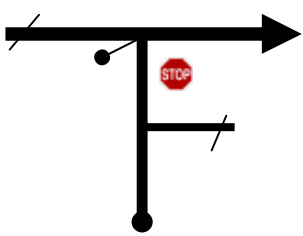

550 Challenge Mallorca			Distance	49,900	
Tc C1	Tc D1		Time	1:08	
			Average	44,03	



DISTANCE		DIRECTION	INFORMATION	KM	MILLES
TOTAL	PARTIAL			TO GO	
22,660			Ma-2130 	27,240	14,08
	11				
24,590			Ma-2130 	25,310	15,28
	12				
28,070			Ma-2130 	21,830	17,44
	13				
29,060				20,840	18,06
	14				
29,170				20,730	18,13
	15				



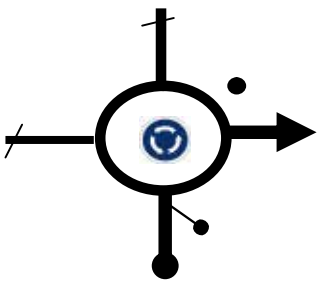

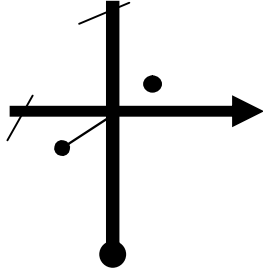

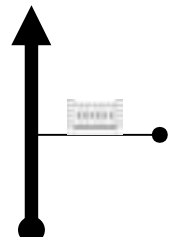


550 Challenge Mallorca			Distance	49,900	
Tc C1	Tc D1		Time	1:08	
			Average	44,03	

DISTANCE		DIRECTION	INFORMATION	KM	MILLES
TOTAL	PARTIAL			TO GO	
29,210					18,15
	16				
29,520	!!!		Ma-3440 		18,34
	17				
30,140			Ma-3440 		18,73
	18				
33,640	!!!		Ma-3500 		20,90
	19				
39,390			Ma-3500 		24,48
	20				

550 Challenge Mallorca			Distance	49,900	
Tc C1	Tc D1		Time	1:08	
			Average	44,03	

DISTANCE		DIRECTION	INFORMATION	KM	MILLES
TOTAL	PARTIAL			TO GO	
42,080			Ma-3500 		26,15
21	2,690			7,820	
42,240					26,25
22	0,160			7,660	
42,350					26,32
23	0,110			7,550	
42,850					26,63
24	0,500			7,050	
43,240	!!!		Ma-3430 		26,87
25	0,390			6,660	

550 Challenge Mallorca			Distance	49,900	
Tc C1	Tc D1		Time	1:08	
			Average	44,03	

DISTANCE		DIRECTION	INFORMATION	KM	MILLES
TOTAL	PARTIAL			TO GO	
43,730			Ma-3430 		27,17
26	0,490		6,170		
47,970			Ma-3440 		29,81
27	4,240		1,930		
49,470	!!!		Ma-3443 		30,74
28	1,500		0,430		
49,900			Ma-3443 		31,01
29	0,430		C.H. Sta Margarita-Sineu	0,000	



**PORT
ADRIANO**

FJORD 
be unique



Tc D1

Sta Margarita

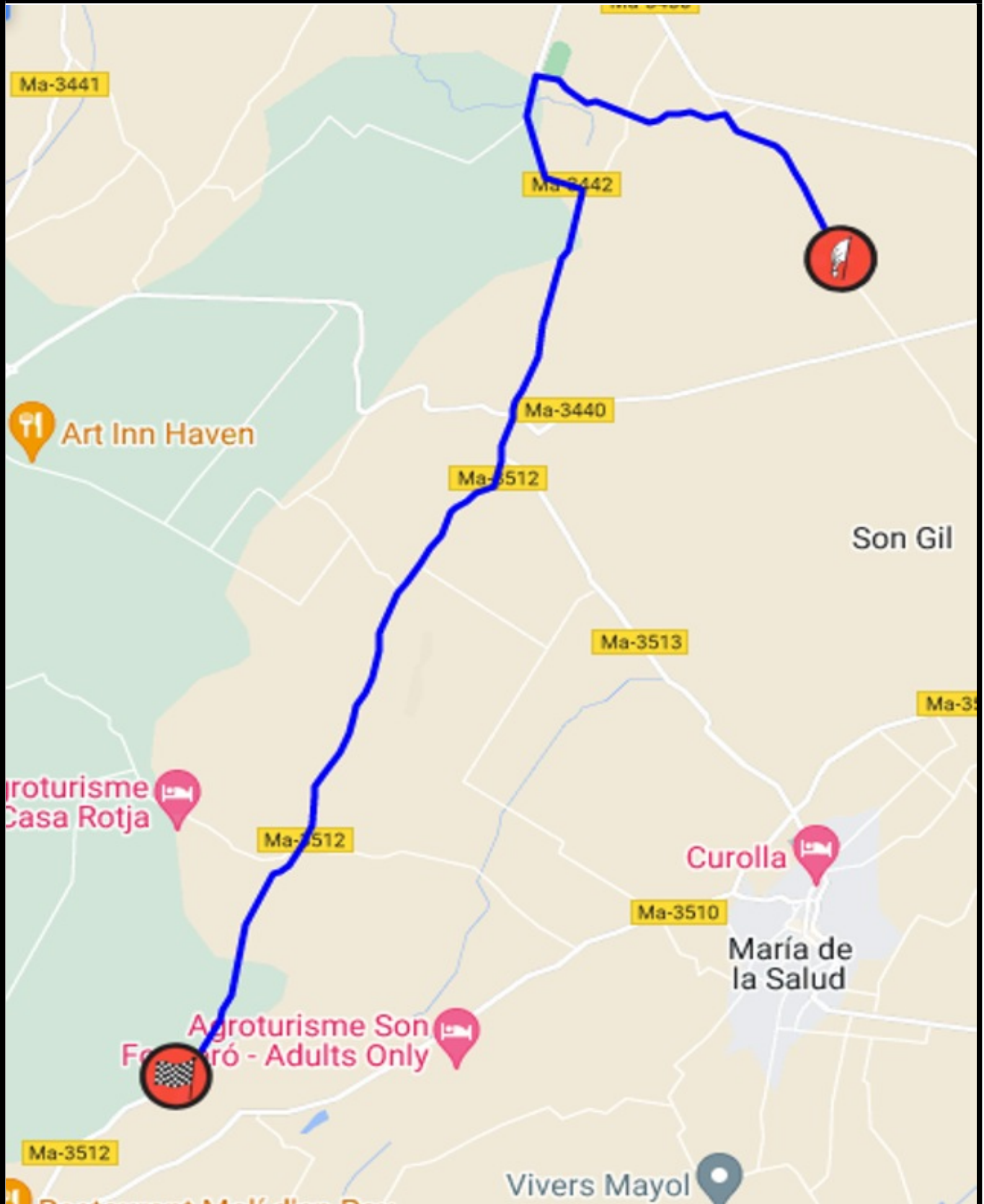
Sineu



PORT ADRIANO



Tc D1 - Sta Margarita - Sineu





PORT ADRIANO



SALIDA "Tc D" Sta Margarita - Sineu



270 mts
→



N 39.707895
E 3.077630





**PORT
ADRIANO**

FJORD 
be unique



LLEGADA "Tc D" Sta Margarita - Sineu





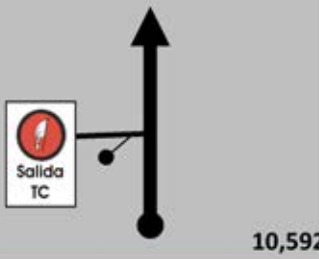


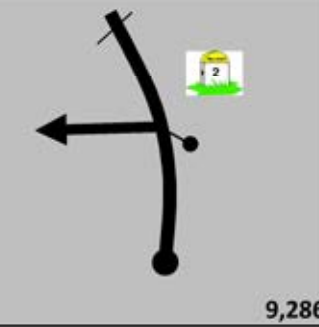

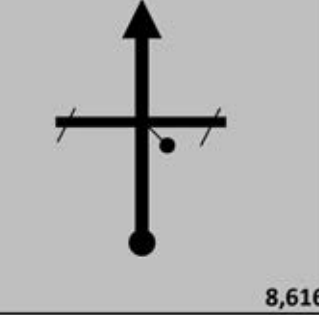

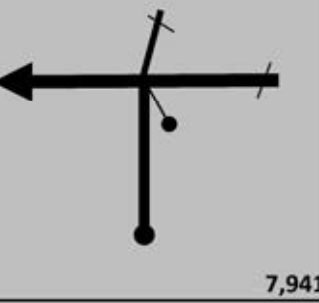

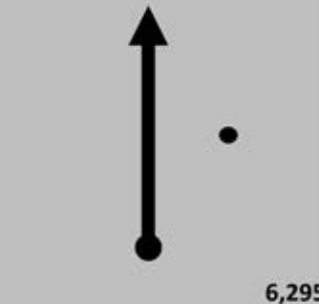

470 mts
→














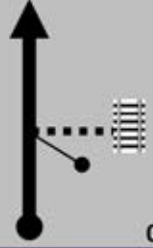


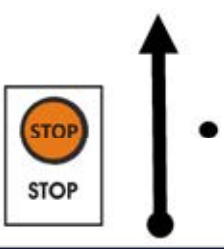

**N 39.657083
E 3.028320**




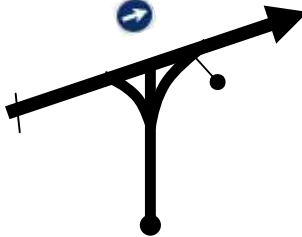

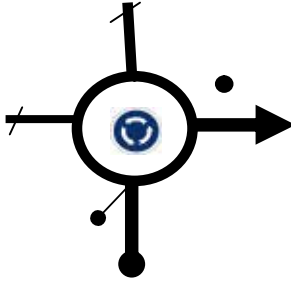

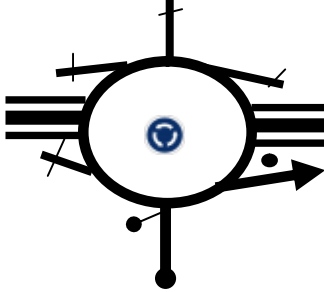



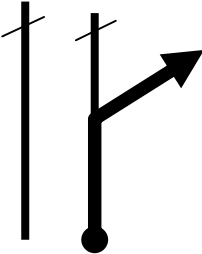

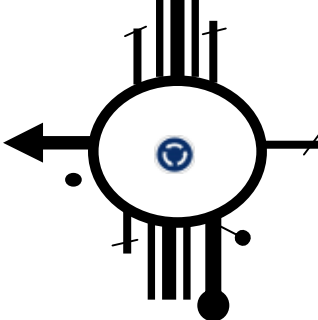
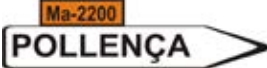
550 Challenge Mallorca			Distance	53,600	
Tc D1	Tc C2		Time	1:10	
			Average	45,94	


DISTANCE		DIRECTION	INFORMATION	KM	MILLES
TOTAL	PARTIAL			TO GO	
0,000			Ma-3443 		0,00
1	0,000	START Tc D1		53,600	
1,306					0,81
2	1,306			52,294	
1,976					1,23
3	0,670			51,624	
2,651			Ma-3442 		1,65
4	0,675			50,949	
4,297			Ma-3442 		2,67
5	1,646			49,303	





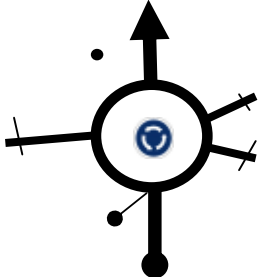

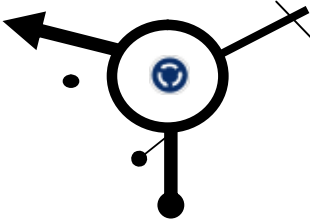

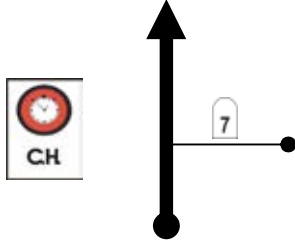


550 Challenge Mallorca			Distance	53,600	
Tc D1	Tc C2		Time	1:10	
			Average	45,94	

DISTANCE		DIRECTION	INFORMATION	KM	MILLES
TOTAL	PARTIAL			TO GO	
5,296			Ma-3512    	48,304	3,29
6	0,999				
7,031			Ma-3512 	46,569	4,37
7	1,735				
9,052			Ma-3512 	44,548	5,62
8	2,021				
10,592			Ma-3512 		6,58
9	1,540				
10,970			Ma-3512 	42,630	6,82
10	0,378				

550 Challenge Mallorca			Distance	53,600	FRIB
Tc D1	Tc C2		Time	1:10	
			Average	45,94	

DISTANCE		DIRECTION	INFORMATION	KM	MILLES
TOTAL	PARTIAL			TO GO	
11,970			Ma-3510 		7,44
	1,000			41,630	
12,040			Ma-3240 		7,48
	0,070			41,560	
23,560			Ma-13 		14,64
	11,520			30,040	
35,680			Salida 40 		22,17
	12,120			17,920	
36,160			Ma-2200 		22,47
	0,480			17,440	

550 Challenge Mallorca			Distance	53,600	FRIB
Tc D1	Tc C2		Time	1:10	
			Average	45,94	

DISTANCE		DIRECTION	INFORMATION	KM	MILLES
TOTAL	PARTIAL			TO GO	
36,520			Ma-2200 		22,69
	16			0,360	
44,690			Ma-2200 		27,77
	17			8,170	
46,750			Ma-2200 		29,05
	18			2,060	
47,820			Ma-10 		29,71
	19			1,070	
53,600			Ma-10 		33,31
	20			5,780	



**PORT
ADRIANO**

FJORD 
be unique



Tc C2

Pollença

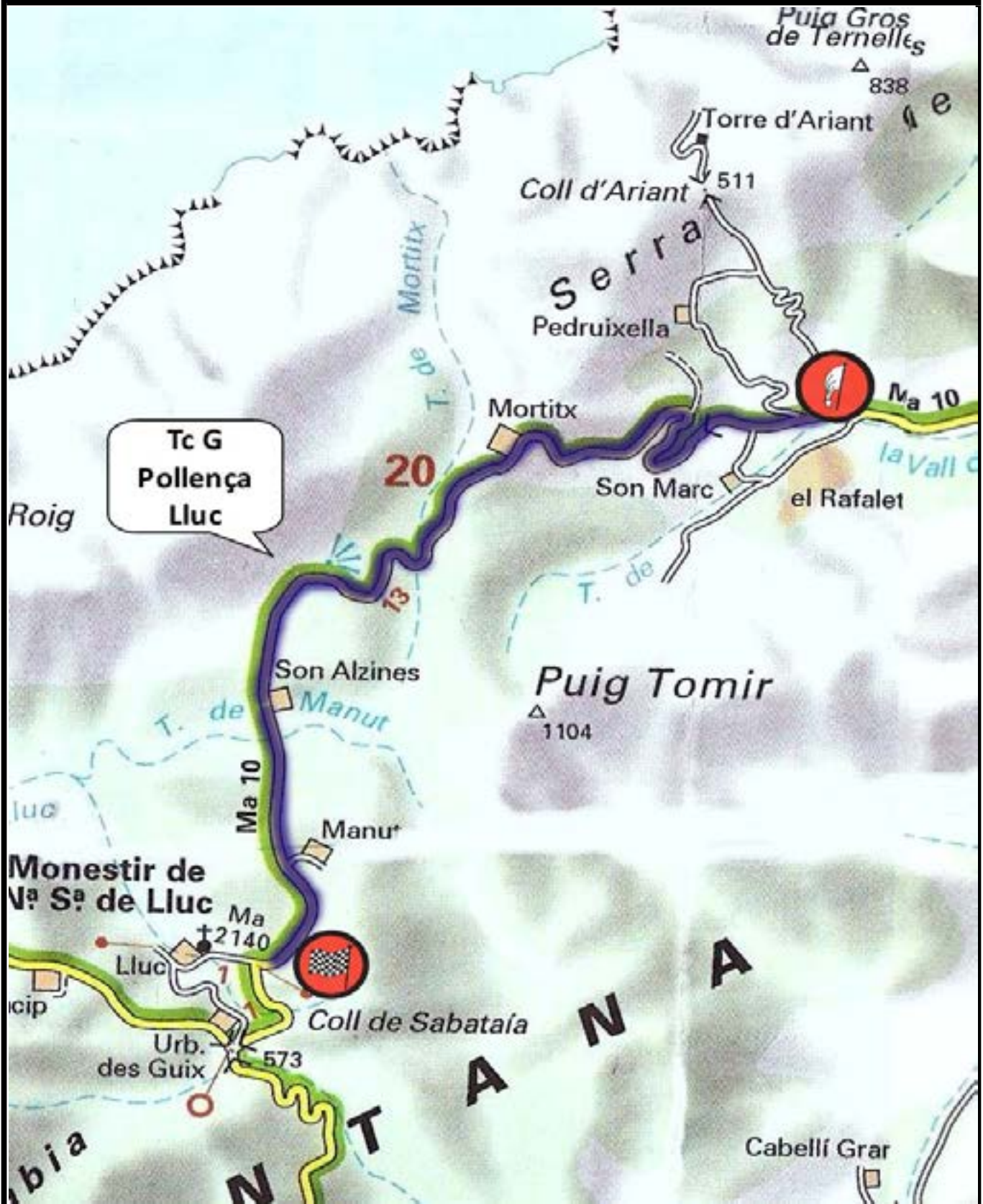
Lluc



PORT ADRIANO



Tc C - Pollença - Lluç





PORT ADRIANO



SALIDA "Tc C" Pollença - Lluc



150 mts
→



N 39.869689
E 2.960324





PORT ADRIANO



LLEGADA "Tc C" Pollença - Lluc

















510 mts
→








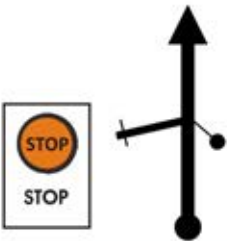


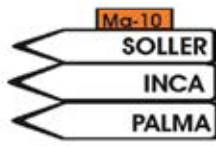
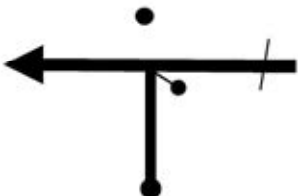



N 39.847962
E 2.896109







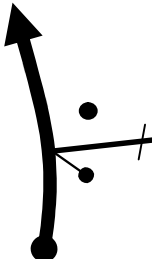



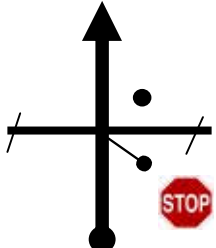

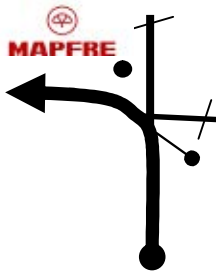

550 Challenge Mallorca			Distance	49,900	
Tc C2	Tc D2		Time	1:08	
			Average	44,03	



DISTANCE		DIRECTION	INFORMATION	KM TO GO	MILLES
TOTAL	PARTIAL				
0,000		  9,550	Ma-10 		0,00
1	0,000		START TC C2		49,900
2,175		 7,375	Ma-10 		1,35
2	2,175				47,725
4,204		 5,346	Ma-10 		2,61
3	2,029				45,696
6,229		 3,321	Ma-10 		3,87
4	2,025				43,671
8,650		 0,900	Ma-10 		5,37
5	2,421				41,250

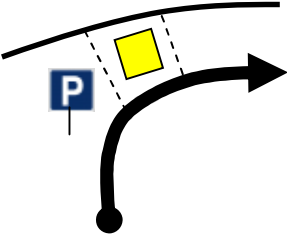
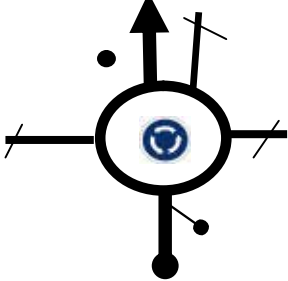

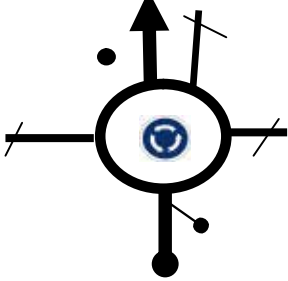

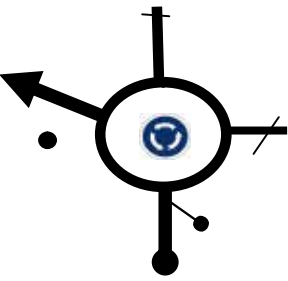

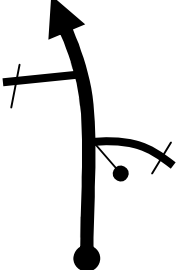

550 Challenge Mallorca			Distance	49,900	
Tc C2	Tc D2		Time	1:08	
			Average	44,03	


DISTANCE		DIRECTION	INFORMATION	KM	MILLES
TOTAL	PARTIAL			TO GO	
9,550			Ma-10  Meta TC		5,93
6	0,900	FINISH TC C2		40,350	
10,020			Ma-10		6,23
7	0,470	STOP		39,880	
13,210			Ma-10 		8,21
8	3,190			36,690	
14,620			Ma-2130 		9,08
9	1,410			35,280	
14,730			Ma-2130 		9,15
10	0,110			35,170	

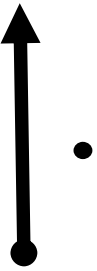

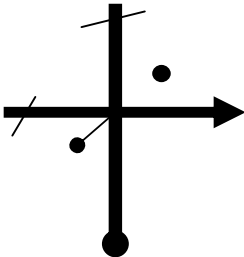

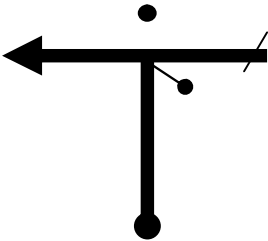

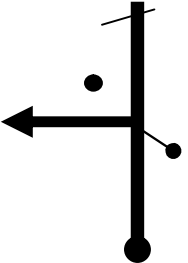

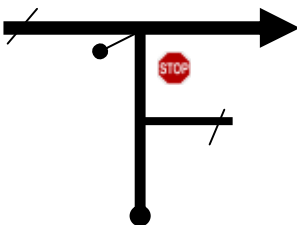

550 Challenge Mallorca			Distance	49,900	
Tc C2	Tc D2		Time	1:08	
			Average	44,03	



DISTANCE		DIRECTION	INFORMATION	KM	MILLES
TOTAL	PARTIAL			TO GO	
22,660			Ma-2130 	27,240	14,08
	11				
24,590			Ma-2130 	25,310	15,28
	12				
28,070			Ma-2130 	21,830	17,44
	13				
29,060				20,840	18,06
	14				
29,170				20,730	18,13
	15				



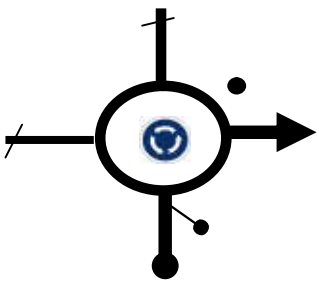


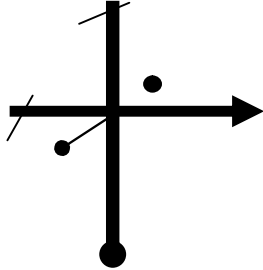

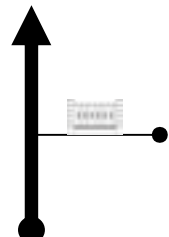


550 Challenge Mallorca			Distance	49,900	
Tc C2	Tc D2		Time	1:08	
			Average	44,03	

DISTANCE		DIRECTION	INFORMATION	KM	MILLES
TOTAL	PARTIAL			TO GO	
29,210					18,15
	16				
29,520	!!!		Ma-3440 		18,34
	17				
30,140			Ma-3440 		18,73
	18				
33,640	!!!		Ma-3500 		20,90
	19				
39,390			Ma-3500 		24,48
	20				

550 Challenge Mallorca			Distance	49,900	FRIB
Tc C2	Tc D2		Time	1:08	
			Average	44,03	

DISTANCE		DIRECTION	INFORMATION	KM	MILLES
TOTAL	PARTIAL			TO GO	
42,080			Ma-3500 		26,15
21	2,690			7,820	
42,240					26,25
22	0,160			7,660	
42,350					26,32
23	0,110			7,550	
42,850					26,63
24	0,500			7,050	
43,240	!!!		Ma-3430 		26,87
25	0,390			6,660	

550 Challenge Mallorca			Distance	49,900	
Tc C2	Tc D2		Time	1:08	
			Average	44,03	

DISTANCE		DIRECTION	INFORMATION	KM	MILLES
TOTAL	PARTIAL			TO GO	
43,730			Ma-3430 		27,17
26	0,490		6,170		
47,970			Ma-3440 		29,81
27	4,240		1,930		
49,470			Ma-3443 		30,74
28	1,500		0,430		
49,900			Ma-3443 		31,01
29	0,430		C.H. Sta Margarita-Sineu	0,000	



**PORT
ADRIANO**

FJORD 
be unique



Tc D2

Sta Margarita

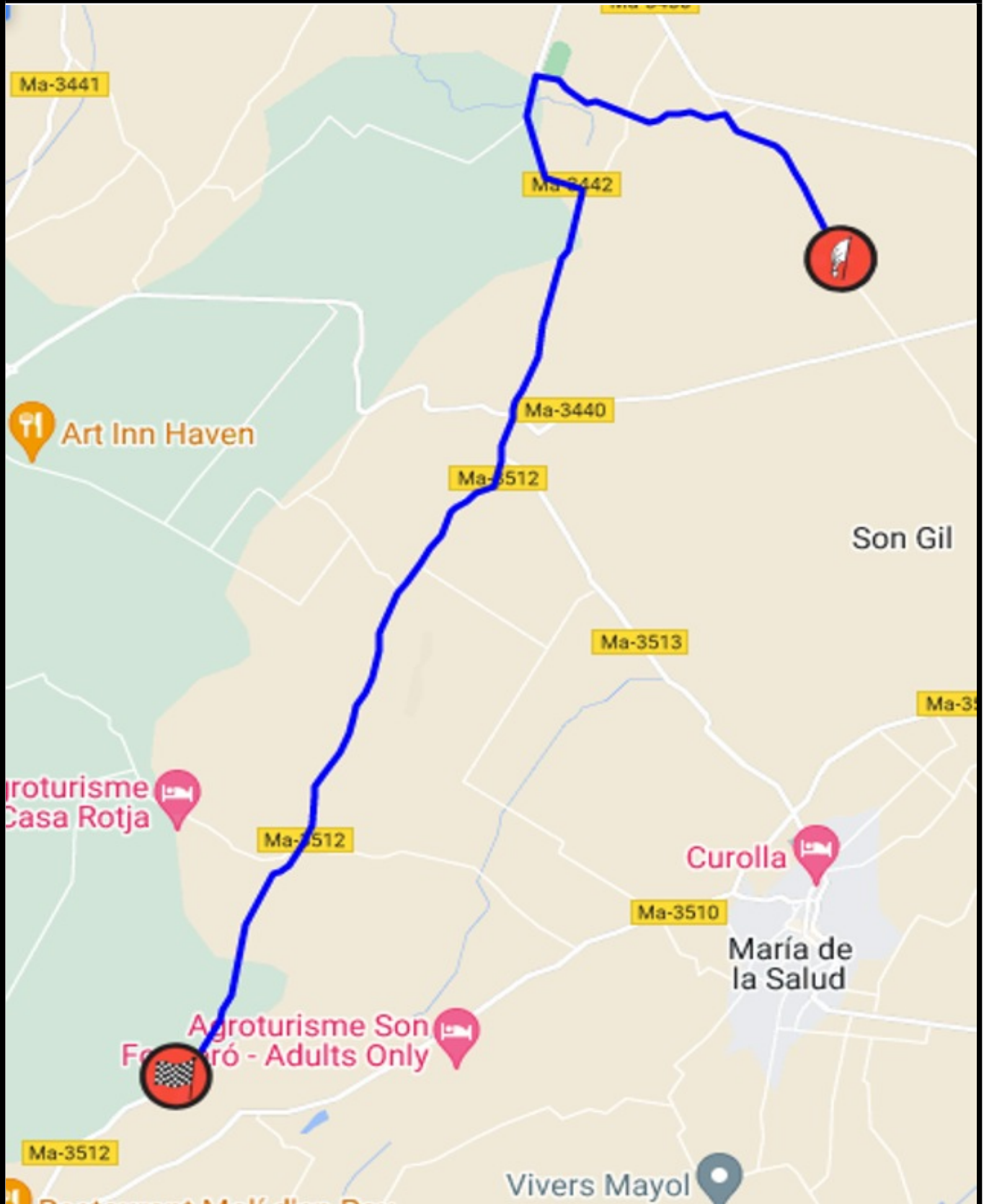
Sineu



**PORT
ADRIANO**



Tc D2 - Sta Margarita - Sineu





PORT ADRIANO



SALIDA "Tc D" Sta Margarita - Sineu



70 mts
→



N 39.707895
E 3.077630





PORT ADRIANO



LLEGADA "Tc D" Sta Margarita - Sineu





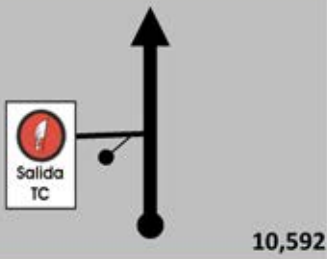


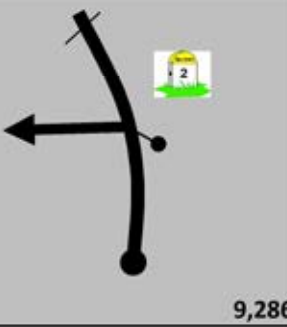



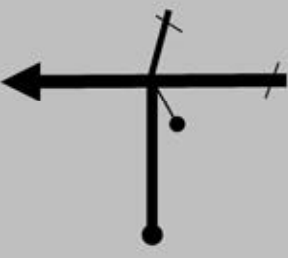



470 mts
→

















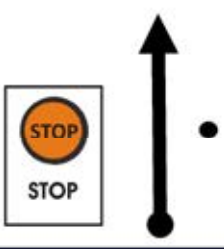


N 39.657083
E 3.028320





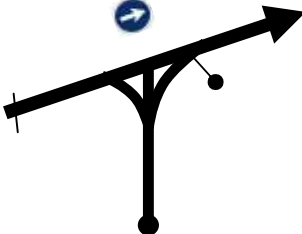
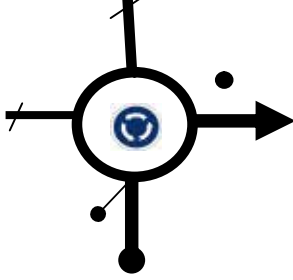

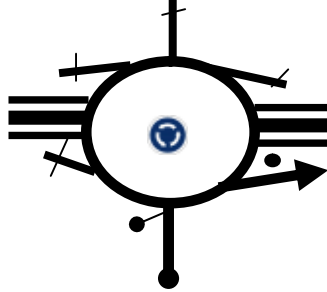



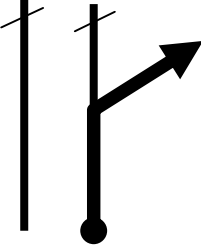

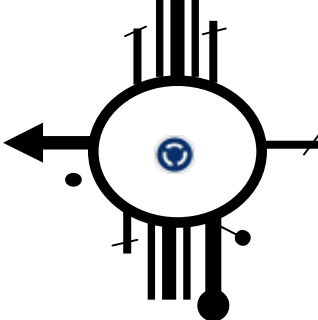
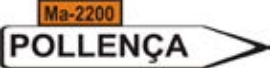
550 Challenge Mallorca			Distance	62,480	
Tc D2	C.H.		Time	1:22	
			Average	45,78	



DISTANCE		DIRECTION	INFORMATION	KM TO GO	MILLES
TOTAL	PARTIAL				
0,000			Ma-3443 		0,00
1	0,000	START Tc D1		62,480	
1,306					0,81
2	1,306	9,286		61,174	
1,976					1,23
3	0,670	8,616		60,504	
2,651			Ma-3442 		1,65
4	0,675	7,941		59,829	
4,297			Ma-3442 		2,67
5	1,646	6,295		58,183	





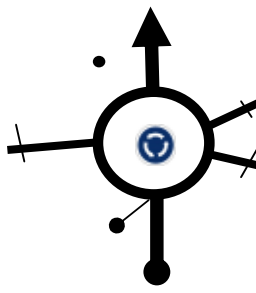

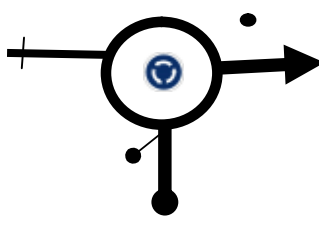

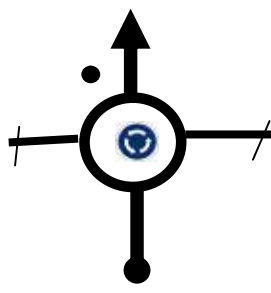

550 Challenge Mallorca			Distance	62,480	
Tc D2	C.H.		Time	1:22	
			Average	45,78	



DISTANCE		DIRECTION	INFORMATION	KM	MILLES
TOTAL	PARTIAL			TO GO	
5,296			Ma-3512    		3,29
6	0,999			5,296	
7,031			Ma-3512 		4,37
7	1,735			3,561	
9,052			Ma-3512 		5,62
8	2,021			1,540	
10,592			Ma-3512 		6,58
9	1,540			FINISH Tc D2	
10,970			Ma-3512 		6,82
10	0,378			STOP	

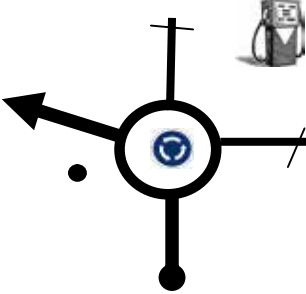

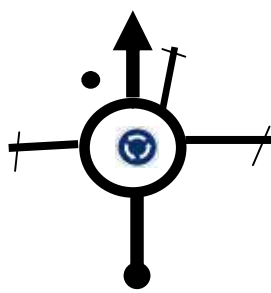

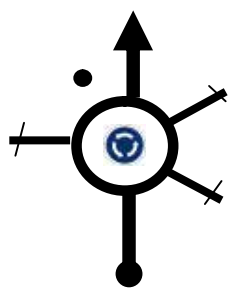

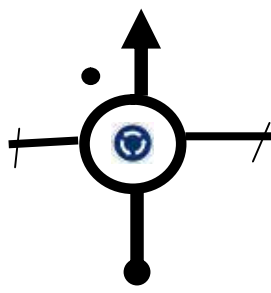

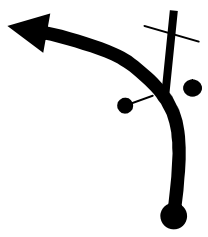

550 Challenge Mallorca			Distance	62,480	
Tc D2	C.H.		Time	1:22	
			Average	45,78	



DISTANCE		DIRECTION	INFORMATION	KM	MILLES
TOTAL	PARTIAL			TO GO	
11,970			Ma-3510		7,44
11	1,000			50,510	
12,040			Ma-3240		7,48
12	0,070			50,440	
23,560			Ma-13		14,64
13	11,520		 	38,920	
35,680			Salida 40		22,17
14	12,120			26,800	
36,160			Ma-2200		22,47
15	0,480			26,320	

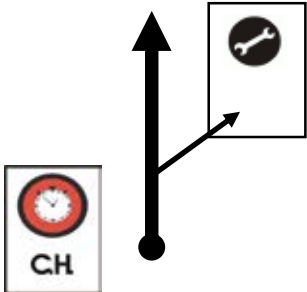

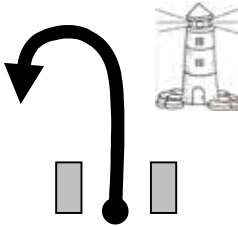
550 Challenge Mallorca			Distance	62,480	
Tc D2	C.H.		Time	1:22	
			Average	45,78	

DISTANCE		DIRECTION	INFORMATION	KM	MILLES
TOTAL	PARTIAL			TO GO	
36,520			Ma-2200 		22,69
	16			0,360	
44,690			Ma-2200 		27,77
	17			8,170	
46,750			Ma-2200 		29,05
	18			2,060	
47,820			Ma-2200 		29,71
	19			1,070	
52,350			Ma-2200 		32,53
	20			4,530	

550 Challenge Mallorca			Distance	62,480	
Tc D2	C.H.		Time	1:22	
			Average	45,78	

DISTANCE		DIRECTION	INFORMATION	KM	MILLES
TOTAL	PARTIAL			TO GO	
52,890			Ma-2200  Gasolinera 200 mts recto		32,86
21	0,540			9,590	
53,520			Ma-2200 		33,26
22	0,630			8,960	
54,120			Ma-2200 		33,63
23	0,600			8,360	
55,490			Ma-2210 		34,48
24	1,370			6,990	
62,350	!!!		Ma-2210 		38,74
25	6,860			0,130	

550 Challenge Mallorca			Distance	62,480	
Tc D2	C.H.		Time	1:22	
			Average	45,78	

DISTANCE		DIRECTION	INFORMATION	KM	MILLES
TOTAL	PARTIAL			TO GO	
62,480			Ma-2210 N 39°55'46" E 03°08'02"	 0,000	38,82
26	0,130				
72,960			Ma-2210 Seguir instrucciones del Organizador para aparcar		45,34
27	10,480				



**PORT
ADRIANO**

FJORD 
be unique



T c E

Cap Formentor

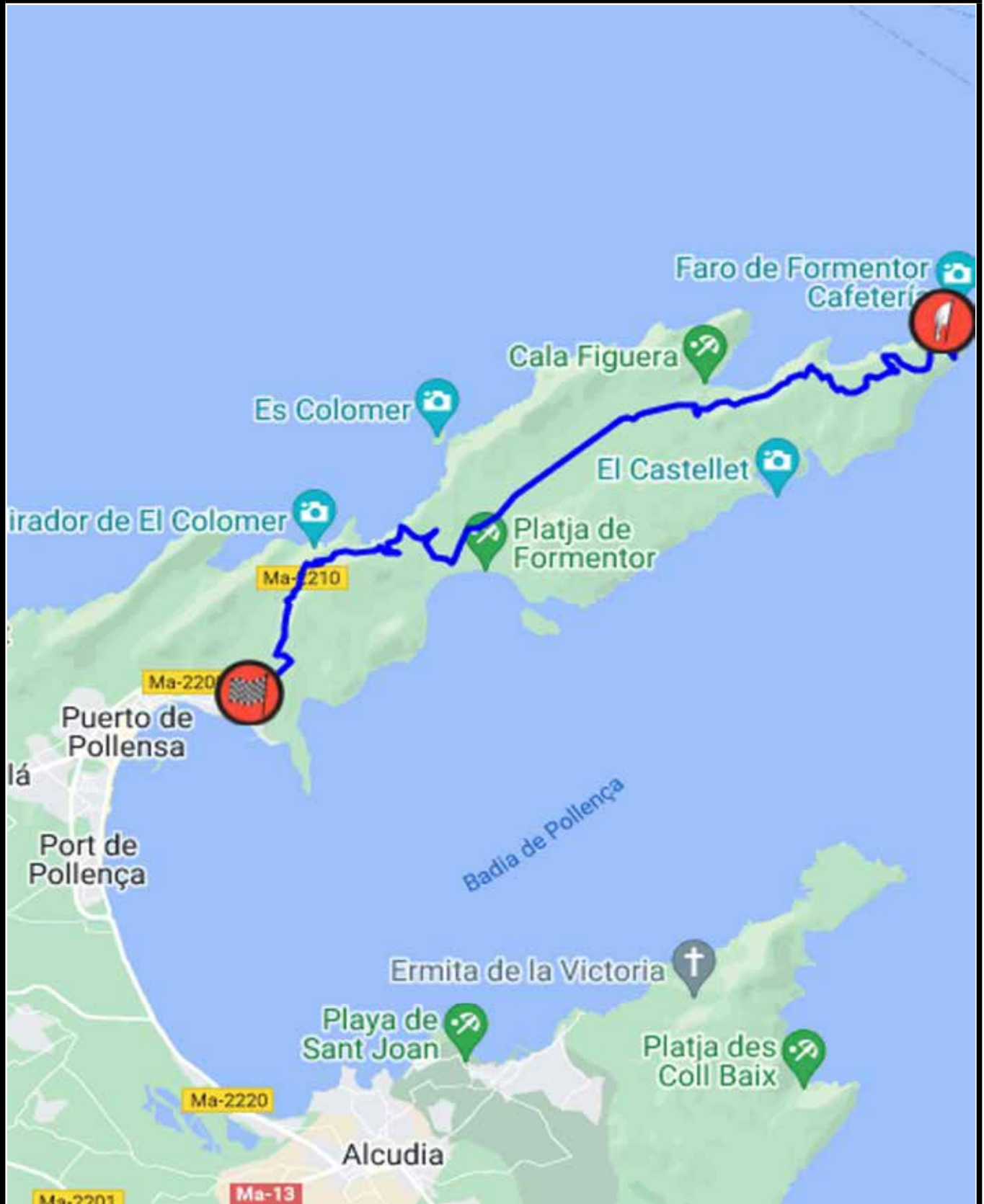
Pto. Pollença



PORT ADRIANO



Tc E Cap Formentor - Pto. Pollença





PORT ADRIANO



SALIDA "Tc E" Cap de Formentor - Pto. Pollença



70 mts →



N 39.959901
E 3.210002





PORT ADRIANO



LLEGADA "Tc I" Cap de Formentor - Pto. Pollença
















200 mts
→









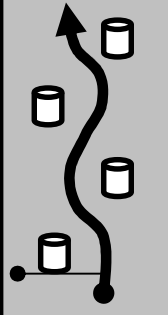



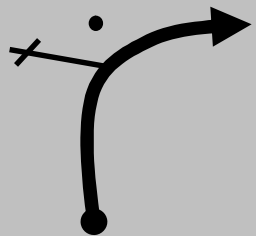

N 39.912309
E 3.101616











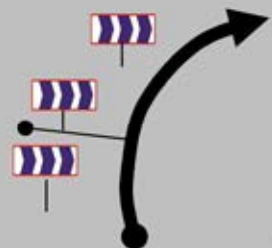


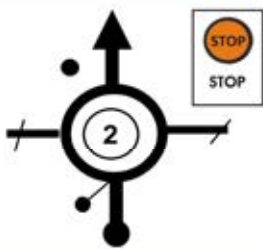


550 Challenge Mallorca			Distancia	80,790	
Tc E	Tc F		Tiempo	1:50	
			Promedio	44,07	


DISTANCIA		DIRECCION	INFORMACION	KM	Millas
TOTAL	PARCIAL			Faltan	
0,000		  17,001	Ma-2210 		0,00
1	0,000		START Tc E		80,790
2,017		 14,984	Ma-2210 		1,25
2	2,017				78,773
4,037		 12,964	Ma-2210 		2,51
3	2,020				76,753
5,175		 11,826	Ma-2210		3,22
4	1,138				75,615
6,274		 10,727	Ma-2210 		3,90
5	1,099				74,516

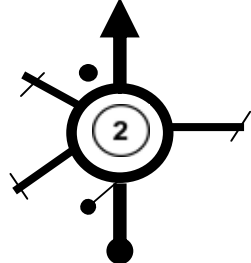

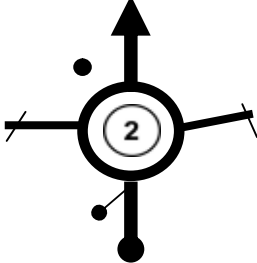

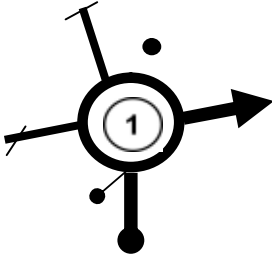
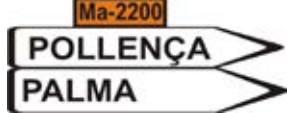
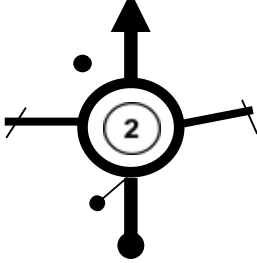
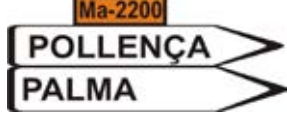
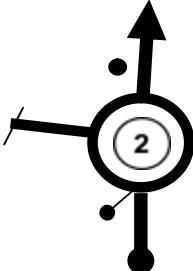

550 Challenge Mallorca			Distancia	80,790	
Tc E	Tc F		Tiempo	1:50	
			Promedio	44,07	



DISTANCIA		DIRECCION	INFORMACION	KM	Millas
TOTAL	PARCIAL			Faltan	
7,495	!!!		Ma-2210 		4,66
6	1,221	9,506		73,295	
8,080			Ma-2210 		5,02
7	0,585	8,921		72,710	
9,200	!!!		Ma-2210 		5,72
8	1,120	7,801		71,590	
10,100			Ma-2210 		6,28
9	0,900	6,901		70,690	
10,321			Ma-2210 		6,41
10	0,221	6,680		70,469	


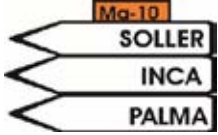
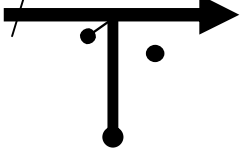





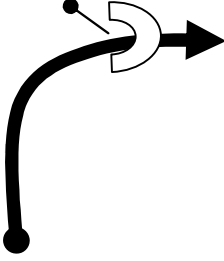
550 Challenge Mallorca			Distancia	80,790	
Tc E	Tc F		Tiempo	1:50	
			Promedio	44,07	



DISTANCIA		DIRECCION	INFORMACION	KM	Millas
TOTAL	PARCIAL			Faltan	
12,134			Ma-2210 		7,54
11	1,813		4,867	68,656	
14,179			Ma-2210 		8,81
12	2,045		2,822	66,611	
16,210			Ma-2210 		10,07
13	2,031		0,791	64,580	
17,001			Ma-2210 		10,56
14	0,791		0,000	FINISH Tc E	63,789
17,160			Ma-2200 		10,66
15	0,159		STOP	63,630	

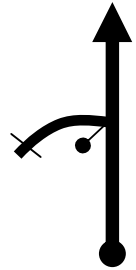
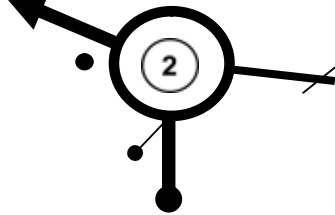

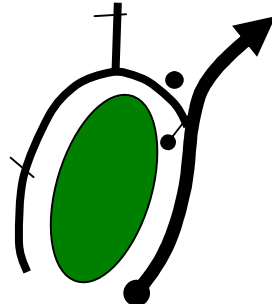

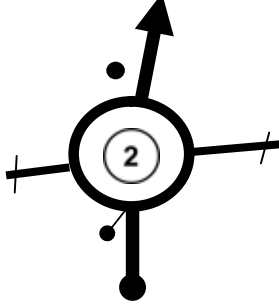

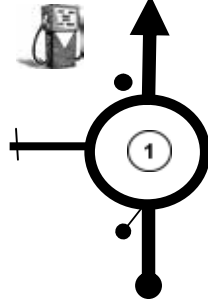

550 Challenge Mallorca			Distancia	80,790	FRIB
Tc E	Tc F		Tiempo	1:50	
			Promedio	44,07	



DISTANCIA		DIRECCION	INFORMACION	KM	Millas
TOTAL	PARCIAL			Faltan	
18,500			Ma-2200 	62,290	11,50
	16				
19,120			Ma-2200 	61,670	11,88
	17				
19,720			Ma-2200 	61,070	12,25
	18				
20,290			Ma-2200 	60,500	12,61
	19				
24,850			Ma-10 	55,940	15,44
	20				

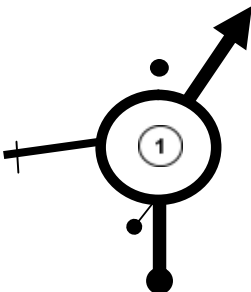


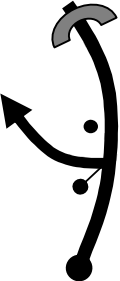
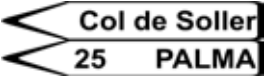
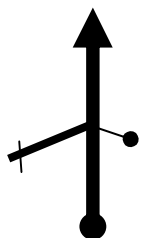


550 Challenge Mallorca			Distancia	80,790	
Tc E	Tc F		Tiempo	1:50	
			Promedio	44,07	

DISTANCIA		DIRECCION	INFORMACION	KM	Millas
TOTAL	PARCIAL			Faltan	
43,830			Ma-10 	36,960	27,23
	21				
45,300			Ma-10 	35,490	28,15
	22				
53,960			Ma-10 	26,830	33,53
	23				
56,760			Ma-10 	24,030	35,27
	24				
61,700			Ma-2200	19,090	38,34
	25				

550 Challenge Mallorca			Distancia	80,790	
Tc E	Tc F		Tiempo	1:50	
			Promedio	44,07	

DISTANCIA		DIRECCION	INFORMACION	KM	Millas
TOTAL	PARCIAL			Faltan	
72,000			Ma-10		44,74
26	10,300			8,790	
76,190			Ma-11 		47,34
27	4,190			4,600	
76,420			Ma-11 		47,49
28	0,230			4,370	
77,070			Ma-11 		47,89
29	0,650			3,720	
77,570			Ma-11 		48,20
30	0,500			3,220	

550 Challenge Mallorca			Distancia	80,790	
Tc E	Tc F		Tiempo	1:50	
			Promedio	44,07	

DISTANCIA		DIRECCION	INFORMACION	KM	Millas
TOTAL	PARCIAL			Faltan	
78,310			Ma-11 		48,66
	31			0,740	
80,480			Ma-11A 		50,01
	32			2,170	
80,790			Ma-11a 		50,20
	33			0,310	



PORT ADRIANO





**PORT
ADRIANO**

FJORD 
be unique



Tc F

Coll de Soller

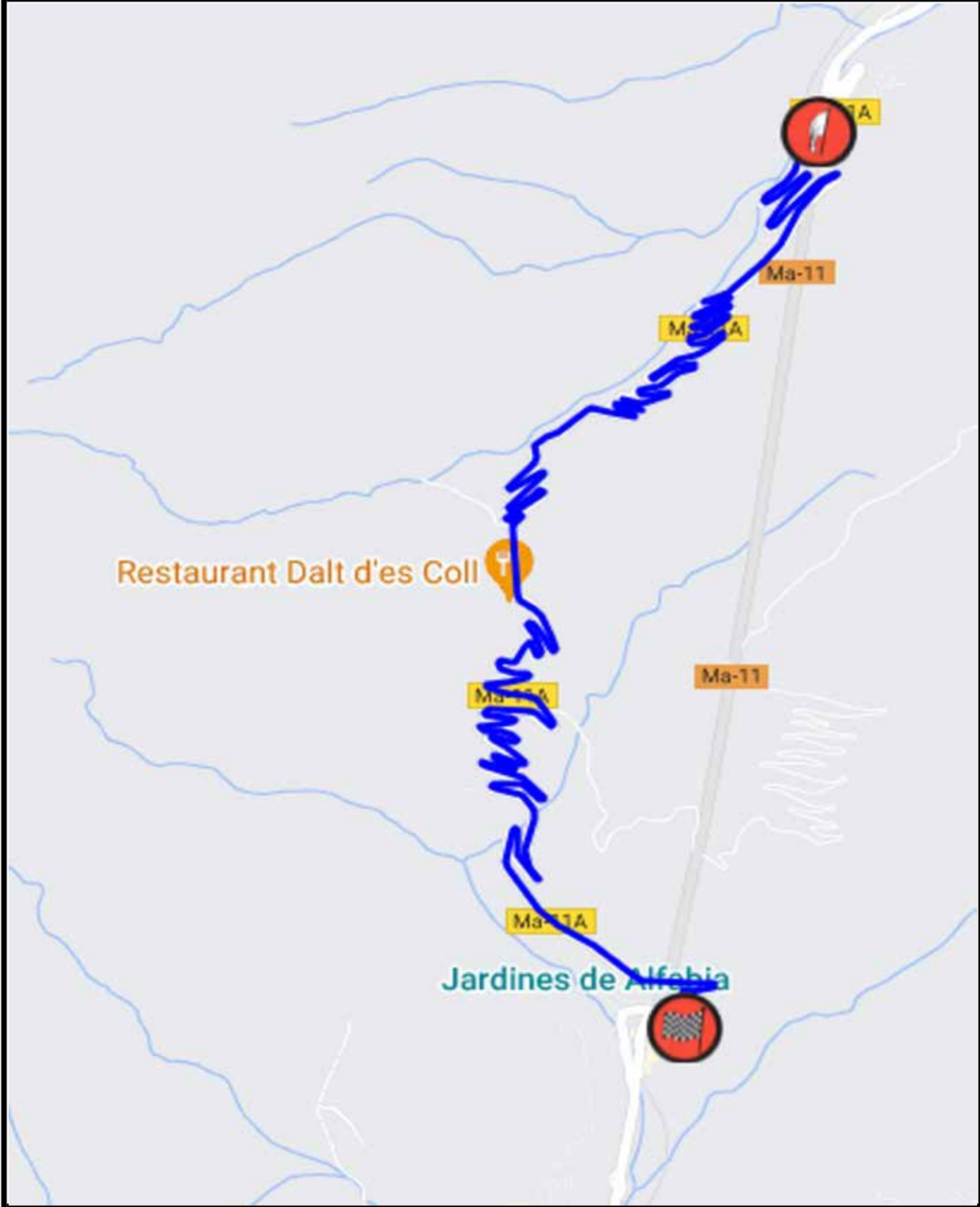
Palma



**PORT
ADRIANO**



Tc F Coll Soller- Palma





PORT ADRIANO



SALIDA "Tc F" Coll de Soller - Palma



170 mts
→



N 39.744306
E 2.697144





PORT ADRIANO



LLEGADA "Tc F" Coll Soller - Palma





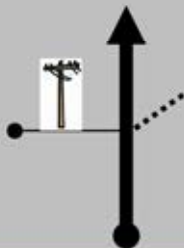











200 mts
→







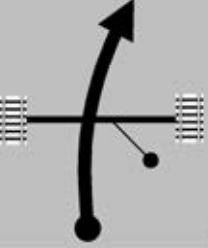







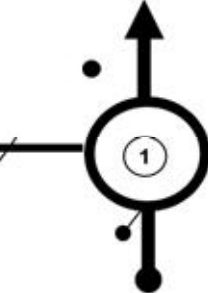
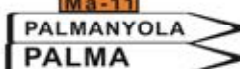
N 39.717577
E 2.692346





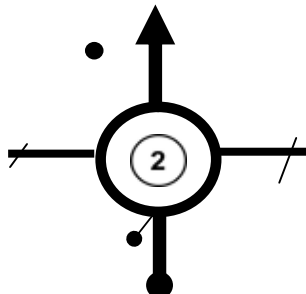

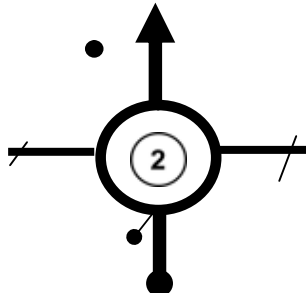

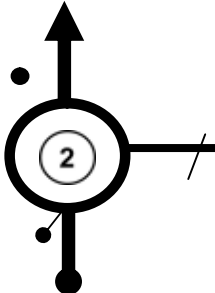

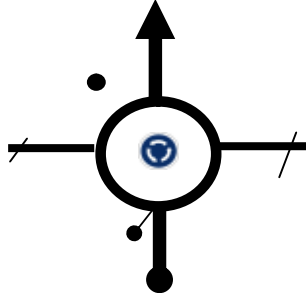

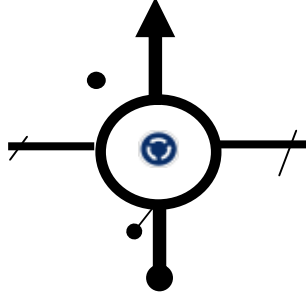

550 Challenge Mallorca			Distance	46,170	
Tc F	C.H.		Time	1:04	
			Average	43,28	



DISTANCE		DIRECTION	INFORMATION	KM	MILLES
TOTAL	PARTIAL			TO GO	
0,000			Ma-11A  		0,00
1	0,000	START Tc F		46,170	
1,331			Ma-11A 		0,83
2	1,331	8,675		44,839	
3,319			Ma-11A 		2,06
3	1,988	6,687		42,851	
5,194			Ma-11A 		3,23
4	1,875	4,812		40,976	
6,334			Ma-11A 		3,94
5	1,140	3,672		39,836	

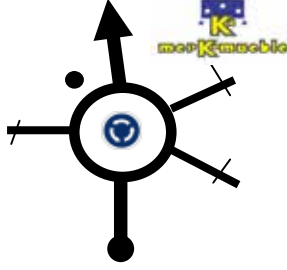
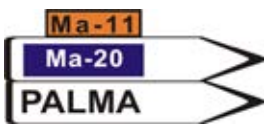
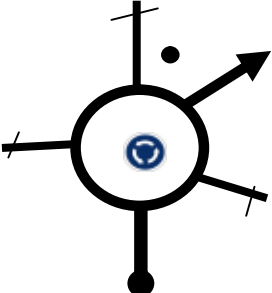

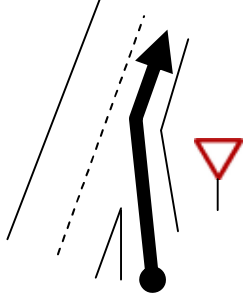


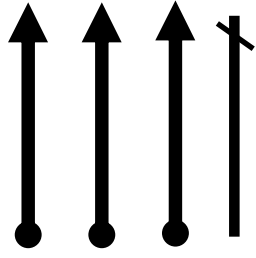

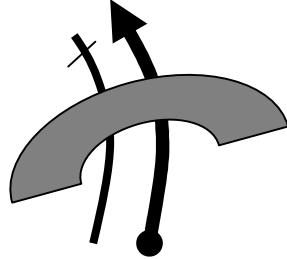

550 Challenge Mallorca			Distance	46,170	
Tc F	C.H.		Time	1:04	
			Average	43,28	



DISTANCE		DIRECTION	INFORMATION	KM	MILLES
TOTAL	PARTIAL			TO GO	
8,354			Ma-11A		5,19
6	2,020		1,652		37,816
10,006			Ma-11A		6,22
7	1,652		0,000		FINISH Tc F
10,140			Ma-11		6,30
8	0,134				STOP
10,360			Ma-11		6,44
9	0,220				35,810
12,710			Ma-11		7,90
10	2,350				33,460

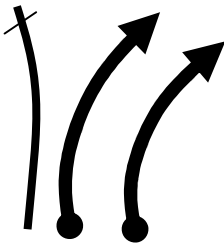

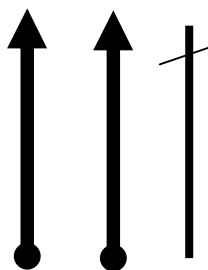

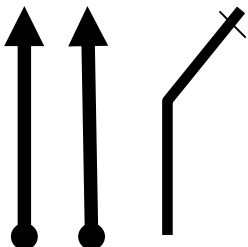
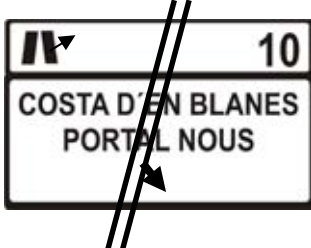


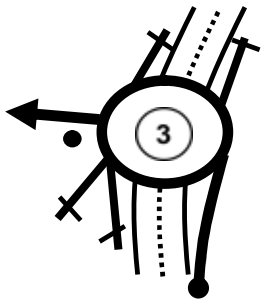

550 Challenge Mallorca			Distance	46,170	
Tc F	C.H.		Time	1:04	
			Average	43,28	



DISTANCE		DIRECTION	INFORMATION	KM	MILLES
TOTAL	PARTIAL			TO GO	
15,070			Ma-11 		9,36
11	2,360			31,100	
15,860			Ma-11 		9,85
12	0,790			30,310	
17,090			Ma-11 		10,62
13	1,230			29,080	
19,210			Ma-11 		11,94
14	2,120			26,960	
21,360			Ma-11 		13,27
15	2,150			24,810	

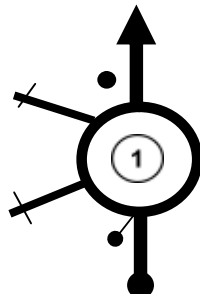



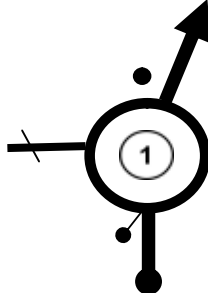

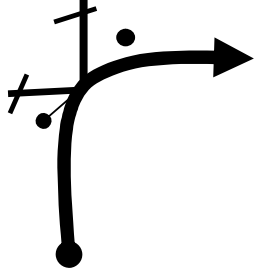

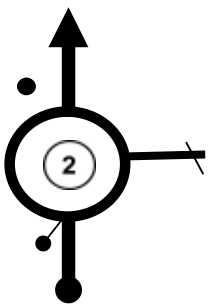

550 Challenge Mallorca			Distance	46,170	
Tc F	C.H.		Time	1:04	
			Average	43,28	



DISTANCE		DIRECTION	INFORMATION	KM	MILLES
TOTAL	PARTIAL			TO GO	
22,920			Ma-11 		14,24
	16			1,560	
24,010	!!!		Ma-20 		14,92
	17			1,090	
24,230			Ma-20 		15,06
	18			0,220	21,940
24,420			Ma-20 		15,17
	19			0,190	21,750
29,810			Ma-20 		18,52
	20			5,390	16,360

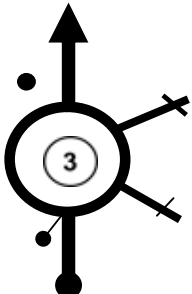

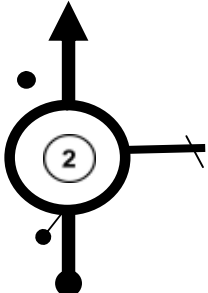

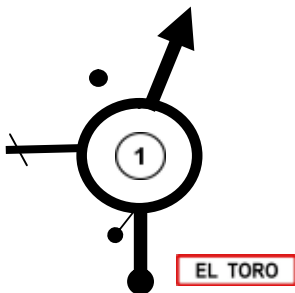

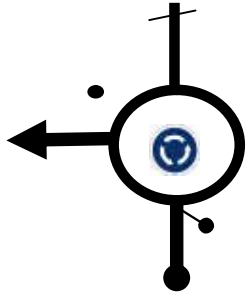

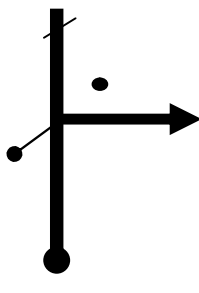

550 Challenge Mallorca			Distance	46,170	
Tc F	C.H.		Time	1:04	
			Average	43,28	



DISTANCE		DIRECTION	INFORMATION	KM	MILLES
TOTAL	PARTIAL			TO GO	
30,570	!!!		Ma-1 	15,600	19,00
	21				
31,040			Ma-1 	15,130	19,29
	22				
34,540			Ma-1 	11,630	21,46
	23				
39,100	!!!		Salida 14 	7,070	24,30
	24				
39,530				6,640	24,56
	25				


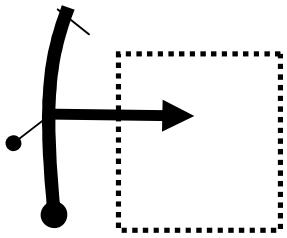

550 Challenge Mallorca			Distance	46,170	
Tc F	C.H.		Time	1:04	
			Average	43,28	

DISTANCE		DIRECTION	INFORMATION	KM	MILLES
TOTAL	PARTIAL			TO GO	
40,620				5,550	25,24
	26				
40,880				5,290	25,40
	27				
41,090				5,080	25,53
	28				
42,120				4,050	26,17
	29				
43,020				3,150	26,73
	30				

550 Challenge Mallorca			Distance	46,170	
Tc F	C.H.		Time	1:04	
			Average	43,28	

DISTANCE		DIRECTION	INFORMATION	KM	MILLES
TOTAL	PARTIAL			TO GO	
43,620				2,550	27,10
	31				
44,110				2,060	27,41
	32				
45,170		 EL TORO		1,000	28,07
	33				
45,520				0,650	28,28
	34				
45,630				0,540	28,35
	35				

550 Challenge Mallorca			Distance	46,170	
Tc F	C.H.		Time	1:04	
			Average	43,28	

DISTANCE		DIRECTION	INFORMATION	KM	MILLES
TOTAL	PARTIAL			TO GO	
45,820			Port Adriano		28,47
36	0,190			0,350	
46,170			Port Adriano 		28,69
37	0,350			FINISH SECTION 2	